

DEPARTMENT OF AGRARIAN REFORM
STATEMENT OF APPROPRIATIONS, ALLOTMENTS, OBLIGATIONS, DISBURSEMENTS AND BALANCES
As at the Quarter Ending March 31, 2025

Department	: DEPARTMENT OF AGRARIAN REFORM
Agency/Entity	: OFFICE OF THE SECRETARY
Operating Unit	: CONSOLIDATED
Organization Code (UACS	: 040010000000
Funding Cluster	: 01 - Regular Agency Fund

FAR No. 1

X X X X X	Current Year Appropriations
	Supplemental Appropriations
	Continuing Appropriations

FINAL

Particulars			C O N S O L I D A T I O N															
			Appropriations			Allotments					Obligations		Disbursements		Balances			
			Authorized Appropriations	Adjustments (Transfer (To)/From, Modifications/Augmentations)	Adjusted Appropriations	Allotments Received	Adjustments (Reductions, Modifications/Augmentations)	Transfer To	Transfer From	Adjusted Allotments	1st Quarter	TOTAL	1st Quarter	TOTAL	Unreleased Appropriations	Unobligated Allotments	Unpaid Obligations (15-20) = (23+24)	
											March 31						March 31	
1	2	3	4	5=(3+4)	6	7	8	9	10=[(6+(-)7)-8+9]	11	15=(11+12+13+14)	16	20=(16+17+18+19)	21=(5-10)	22=(10-15)	23	24	
I. AGENCY SPECIFIC BUDGET		01101101	9,361,927,000.00	-	9,361,927,000.00	9,355,143,000.00	(0.00)	(40,065,645.96)	40,065,645.96	9,355,143,000.00	1,952,768,511.37	1,952,768,511.37	1,418,197,248.77	1,418,197,248.77	6,784,000.00	7,402,374,488.63	353,713,235.25	180,858,027.35
GENERAL ADMINISTRATIVE AND SUPPORT		1000000000000000	2,243,928,000.00	-	2,243,928,000.00	2,243,928,000.00	(0.00)	(26,281,160.96)	26,281,160.96	2,243,928,000.00	536,809,205.39	536,809,205.39	293,344,802.04	293,344,802.04	-	1,707,118,794.61	137,629,207.84	105,835,195.51
General Management and Supervision		100000100001000	2,090,356,000.00	-	2,090,356,000.00	2,090,356,000.00	(0.00)	(26,281,160.96)	26,281,160.96	2,090,356,000.00	517,520,166.39	517,520,166.39	274,055,763.04	274,055,763.04	-	1,572,835,833.61	137,629,207.84	105,835,195.51
PS		5010000000	725,507,000.00	-	725,507,000.00	725,507,000.00	-	(19,537,065.96)	19,537,065.96	725,507,000.00	141,838,424.54	141,838,424.54	99,059,237.46	99,059,237.46	-	583,668,575.46	42,779,187.08	-
MOOE		5020000000	1,337,980,000.00	-	1,337,980,000.00	1,337,980,000.00	(0.00)	(6,744,095.00)	6,744,095.00	1,337,980,000.00	373,588,812.85	373,588,812.85	174,556,475.58	174,556,475.58	-	964,391,187.15	94,850,020.76	104,182,316.51
CO		5060000000	26,869,000.00	-	26,869,000.00	26,869,000.00	-	-	-	26,869,000.00	2,092,929.00	2,092,929.00	440,050.00	440,050.00	-	24,776,071.00	-	1,652,879.00
Administration of Personnel Benefits		100000100002000	153,572,000.00	-	153,572,000.00	153,572,000.00	-	-	-	153,572,000.00	19,289,039.00	19,289,039.00	19,289,039.00	19,289,039.00	-	134,282,961.00	-	-
PS		5010000000	153,572,000.00	-	153,572,000.00	153,572,000.00	-	-	-	153,572,000.00	19,289,039.00	19,289,039.00	19,289,039.00	19,289,039.00	-	134,282,961.00	-	-
MOOE		5020000000	-	-	-	-	-	-	-	-	-	-	-	-	-	-	-	-
CO		5060000000	-	-	-	-	-	-	-	-	-	-	-	-	-	-	-	-
Sub-total General Administration and Support		1000000000000000	2,243,928,000.00	-	2,243,928,000.00	2,243,928,000.00	(0.00)	(26,281,160.96)	26,281,160.96	2,243,928,000.00	536,809,205.39	536,809,205.39	293,344,802.04	293,344,802.04	-	1,707,118,794.61	137,629,207.84	105,835,195.51
PS		5010000000	879,079,000.00	-	879,079,000.00	879,079,000.00	-	(19,537,065.96)	19,537,065.96	879,079,000.00	161,127,463.54	161,127,463.54	118,348,276.46	118,348,276.46	-	717,951,536.46	42,779,187.08	-
MOOE		5020000000	1,337,980,000.00	-	1,337,980,000.00	1,337,980,000.00	(0.00)	(6,744,095.00)	6,744,095.00	1,337,980,000.00	373,588,812.85	373,588,812.85	174,556,475.58	174,556,475.58	-	964,391,187.15	94,850,020.76	104,182,316.51
CO		5060000000	26,869,000.00	-	26,869,000.00	26,869,000.00	-	-	-	26,869,000.00	2,092,929.00	2,092,929.00	440,050.00	440,050.00	-	24,776,071.00	-	1,652,879.00
SUPPORT TO OPERATIONS		2000000000000000	1,656,998,000.00	-	1,656,998,000.00	1,656,998,000.00	-	(9,917,865.00)	9,917,865.00	1,656,998,000.00	197,303,353.12	197,303,353.12	160,331,540.43	160,331,540.43	-	1,459,694,646.88	20,206,122.65	16,765,690.04
Policy Formulation, Planning, Monitoring and Evaluation, Information Management and Systems Development		200000100001000	1,618,815,000.00	-	1,618,815,000.00	1,618,815,000.00	-	(9,917,865.00)	9,917,865.00	1,618,815,000.00	190,258,385.64	190,258,385.64	156,674,121.91	156,674,121.91	-	1,428,556,614.36	16,818,573.69	16,765,690.04
PS		5010000000	557,511,000.00	-	557,511,000.00	557,511,000.00	-	-	-	557,511,000.00	130,480,047.44	130,480,047.44	124,294,526.78	124,294,526.78	-	427,030,952.56	6,167,520.66	18,000.00
MOOE		5020000000	891,647,000.00	-	891,647,000.00	891,647,000.00	-	(9,917,865.00)	9,917,865.00	891,647,000.00	59,778,338.20	59,778,338.20	32,379,595.13	32,379,595.13	-	831,868,661.80	10,651,053.03	16,747,690.04
CO		5060000000	169,657,000.00	-	169,657,000.00	169,657,000.00	-	-	-	169,657,000.00	-	-	-	-	-	169,657,000.00	-	-
Agrarian Reform Information and Education		200000100002000	38,183,000.00	-	38,183,000.00	38,183,000.00	-	-	-	38,183,000.00	7,044,967.48	7,044,967.48	3,657,418.52	3,657,418.52	-	31,138,032.52	3,387,548.96	-
PS		5010000000	16,507,000.00	-	16,507,000.00	16,507,000.00	-	-	-	16,507,000.00	4,471,203.82	4,471,203.82	3,125,822.85	3,125,822.85	-	12,035,796.18	1,345,380.97	-
MOOE		5020000000	21,676,000.00	-	21,676,000.00	21,676,000.00	-	-	-	21,676,000.00	2,573,763.66	2,573,763.66	531,595.67	531,595.67	-	19,102,236.34	2,042,167.99	-
CO		5060000000	-	-	-	-	-	-	-	-	-	-	-	-	-	-	-	-
Sub-total Support to Operations		1000000000000000	1,656,998,000.00	-	1,656,998,000.00	1,656,998,000.00	-	(9,917,865.00)	9,917,865.00	1,656,998,000.00	197,303,353.12	197,303,353.12	160,331,540.43	160,331,540.43	-	1,459,694,646.88	20,206,122.65	16,765,690.04
PS		5010000000	574,018,000.00	-	574,018,000.00	574,018,000.00	-	-	-	574,018,000.00	134,951,251.26	134,951,251.26	127,420,349.63	127,420,349.63	-	439,066,748.74	7,512,901.63	18,000.00
MOOE		5020000000	913,323,000.00	-	913,323,000.00	913,323,000.00	-	(9,917,865.00)	9,917,865.00	913,323,000.00	62,352,101.86	62,352,101.86	32,911,190.80	32,911,190.80	-	850,970,898.14	12,693,221.02	16,747,690.04
CO		5060000000	169,657,000.00	-	169,657,000.00	169,657,000.00	-	-	-	169,657,000.00	-	-	-	-	-	169,657,000.00	-	-
OPERATIONS		3000000000000000	5,461,001,000.00	-	5,461,001,000.00	5,454,217,000.00	-	(3,866,620.00)	3,866,620.00	5,454,217,000.00	1,218,655,952.86	1,218,655,952.86	964,520,906.30	964,520,906.30	6,784,000.00	4,235,561,047.14	195,877,904.76	58,257,141.80
OO : Tillers' Security of Tenure Ensured		3100000000000000	2,812,854,000.00	-	2,812,854,000.00	2,806,070,000.00	-	(204,800.00)	204,800.00	2,806,070,000.00	620,002,424.04	620,002,424.04	569,486,404.44	569,486,404.44	6,784,000.00	2,186,067,575.96	41,194,360.33	9,321,659.27
LAND TENURE SECURITY PROGRAM		3101000000000000	2,812,854,000.00	-	2,812,854,000.00	2,806,070,000.00	-	(204,800.00)	204,800.00	2,806,070,000.00	620,002,424.04	620,002,424.04	569,486,404.44	569,486,404.44	6,784,000.00	2,186,067,575.96	41,194,360.33	9,321,659.27
Land Acquisition and Distribution (LAD)		310100100001000	2,613,159,000.00	-	2,613,159,000.00	2,613,159,000.00	-	-	-	2,613,159,000.00	584,581,519.16	584,581,519.16	552,138,938.63	552,138,938.63	-	2,028,577,480.84	31,580,816.52	861,764.01</

DEPARTMENT OF AGRARIAN REFORM
STATEMENT OF APPROPRIATIONS, ALLOTMENTS, OBLIGATIONS, DISBURSEMENTS AND BALANCES
As at the Quarter Ending March 31, 2025

Department	: DEPARTMENT OF AGRARIAN REFORM
Agency/Entity	: OFFICE OF THE SECRETARY
Operating Unit	: CONSOLIDATED
Organization Code (UACS	: 040010000000
Funding Cluster	: 01 - Regular Agency Fund

FAR No. 1

X X X X X

Current Year Appropriations
Supplemental Appropriations
Continuing Appropriations

FINAL

Particulars		C O N S O L I D A T I O N															
		Appropriations			Allotments					Obligations		Disbursements		Balances			
		Authorized Appropriations	Adjustments (Transfer (To)/From, Modifications/Augmentations)	Adjusted Appropriations	Allotments Received	Adjustments (Reductions, Modifications/Augmentations)	Transfer To	Transfer From	Adjusted Allotments	1st Quarter March 31	TOTAL	1st Quarter March 31	TOTAL	Unreleased Appropriations	Unobligated Allotments	Unpaid Obligations (15-20) = (23+24)	
																Due and Demandable	Not Yet Due and Demandable
1	2	3	4	5=(3+4)	6	7	8	9	10=[(6+(-)7)-8+9]	11	15=(11+12+13+14)	16	20=(16+17+18+19)	21=(5-10)	22=(10-15)	23	24
OO : Tillers' Rights and Welfare Promoted	32000000000000	913,632,000.00	-	913,632,000.00	913,632,000.00	-	(445,000.00)	445,000.00	913,632,000.00	204,686,500.71	204,686,500.71	161,372,121.32	161,372,121.32	-	708,945,499.29	25,882,444.87	17,431,934.52
AGRARIAN JUSTICE DELIVERY PROGRAM	32010000000000	913,632,000.00	-	913,632,000.00	913,632,000.00	-	(445,000.00)	445,000.00	913,632,000.00	204,686,500.71	204,686,500.71	161,372,121.32	161,372,121.32	-	708,945,499.29	25,882,444.87	17,431,934.52
Supervision and Management for Effective Delivery of Legal Services and Adjudication of Agrarian Cases	320100100001000	81,607,000.00	-	81,607,000.00	81,607,000.00	-	-	-	81,607,000.00	21,294,876.75	21,294,876.75	9,943,588.20	9,943,588.20	-	60,312,123.25	5,020,525.58	6,330,762.97
PS	5010000000	38,007,000.00	-	38,007,000.00	38,007,000.00	-	-	-	38,007,000.00	10,673,666.83	10,673,666.83	7,529,059.13	7,529,059.13	-	27,333,333.17	3,144,607.70	-
MOOE	5020000000	43,600,000.00	-	43,600,000.00	43,600,000.00	-	-	-	43,600,000.00	10,621,209.92	10,621,209.92	2,414,529.07	2,414,529.07	-	32,978,790.08	1,875,917.88	6,330,762.97
CO	5060000000	-	-	-	-	-	-	-	-	-	-	-	-	-	-	-	-
Adjudication of Agrarian Reform Cases	320100100002000	229,197,000.00	-	229,197,000.00	229,197,000.00	-	-	-	229,197,000.00	45,878,336.11	45,878,336.11	33,960,630.75	33,960,630.75	-	183,318,663.89	6,500,751.15	5,416,954.21
PS	5010000000	93,224,000.00	-	93,224,000.00	93,224,000.00	-	-	-	93,224,000.00	22,043,950.06	22,043,950.06	21,603,873.01	21,603,873.01	-	71,180,049.94	430,077.05	10,000.00
MOOE	5020000000	135,973,000.00	-	135,973,000.00	135,973,000.00	-	-	-	135,973,000.00	23,834,386.05	23,834,386.05	12,356,757.74	12,356,757.74	-	112,138,613.95	6,070,674.10	5,406,954.21
CO	5060000000	-	-	-	-	-	-	-	-	-	-	-	-	-	-	-	-
Resolution of Agrarian Law of Implementation Cases	320100100003000	74,749,000.00	-	74,749,000.00	74,749,000.00	-	(445,000.00)	445,000.00	74,749,000.00	13,332,131.80	13,332,131.80	7,089,743.75	7,089,743.75	-	61,416,868.20	3,890,698.05	2,351,690.00
PS	5010000000	-	-	-	-	-	-	-	-	-	-	-	-	-	-	-	-
MOOE	5020000000	74,749,000.00	-	74,749,000.00	74,749,000.00	-	(445,000.00)	445,000.00	74,749,000.00	13,332,131.80	13,332,131.80	7,089,743.75	7,089,743.75	-	61,416,868.20	3,890,698.05	2,351,690.00
CO	5060000000	-	-	-	-	-	-	-	-	-	-	-	-	-	-	-	-
Provision of Agrarian Legal Assistance	320100100004000	528,079,000.00	-	528,079,000.00	528,079,000.00	-	-	-	528,079,000.00	124,181,156.05	124,181,156.05	110,378,158.62	110,378,158.62	-	403,897,843.95	10,470,470.09	3,332,527.34
PS	5010000000	373,189,000.00	-	373,189,000.00	373,189,000.00	-	-	-	373,189,000.00	99,263,944.43	99,263,944.43	95,308,118.60	95,308,118.60	-	273,925,055.57	3,943,825.83	12,000.00
MOOE	5020000000	154,890,000.00	-	154,890,000.00	154,890,000.00	-	-	-	154,890,000.00	24,917,211.62	24,917,211.62	15,070,040.02	15,070,040.02	-	129,972,788.38	6,526,644.26	3,320,527.34
CO	5060000000	-	-	-	-	-	-	-	-	-	-	-	-	-	-	-	-
Sub-total Agrarian Justice Delivery Program (AJDP)	320100000000000	913,632,000.00	-	913,632,000.00	913,632,000.00	-	(445,000.00)	445,000.00	913,632,000.00	204,686,500.71	204,686,500.71	161,372,121.32	161,372,121.32	-	708,945,499.29	25,882,444.87	17,431,934.52
PS	5010000000	504,420,000.00	-	504,420,000.00	504,420,000.00	-	-	-	504,420,000.00	131,981,561.32	131,981,561.32	124,441,050.74	124,441,050.74	-	372,438,438.68	7,518,510.58	22,000.00
MOOE	5020000000	409,212,000.00	-	409,212,000.00	409,212,000.00	-	(445,000.00)	445,000.00	409,212,000.00	72,704,939.39	72,704,939.39	36,931,070.58	36,931,070.58	-	336,507,060.61	18,363,934.29	17,409,934.52
CO	5060000000	-	-	-	-	-	-	-	-	-	-	-	-	-	-	-	-
OO : Agrarian Reform Areas Improved	3300000000000000	1,734,515,000.00	-	1,734,515,000.00	1,734,515,000.00	-	(3,216,820.00)	3,216,820.00	1,734,515,000.00	393,967,028.11	393,967,028.11	233,662,380.54	233,662,380.54	-	1,340,547,971.89	128,801,099.56	31,503,548.01
AR BENEFICIARIES DEVELOPMENT and SUSTAINABILITY PROGRAM	3301000000000000	1,734,515,000.00	-	1,734,515,000.00	1,734,515,000.00	-	(3,216,820.00)	3,216,820.00	1,734,515,000.00	393,967,028.11	393,967,028.11	233,662,380.54	233,662,380.54	-	1,340,547,971.89	128,801,099.56	31,503,548.01
Supervision and Management for Effective Delivery of Support Services	330100100001000	150,918,000.00	-	150,918,000.00	150,918,000.00	-	-	-	150,918,000.00	39,226,393.71	39,226,393.71	22,357,988.96	22,357,988.96	-	111,691,606.29	8,618,486.38	8,249,918.37
PS	5010000000	46,655,000.00	-	46,655,000.00	46,655,000.00	-	-	-	46,655,000.00	13,458,402.96	13,458,402.96	10,534,281.24	10,534,281.24	-	33,196,597.04	2,924,121.72	-
MOOE	5020000000	104,263,000.00	-	104,263,000.00	104,263,000.00	-	-	-	104,263,000.00	25,767,990.75	25,767,990.75	11,823,707.72	11,823,707.72	-	78,495,009.25	5,694,364.66	8,249,918.37
CO	5060000000	-	-	-	-	-	-	-	-	-	-	-	-	-	-	-	-
Social Infrastructure Building (SIB)	330100100002000	912,453,000.00	-	912,453,000.00	912,453,000.00	-	-	-	912,453,000.00	203,216,186.47	203,216,186.47	182,983,343.30	182,983,343.30	-	709,236,813.53	16,094,418.25	4,138,424.92
PS	5010000000	790,016,000.00	-	790,016,000.00	790,016,000.00	-	-	-	790,016,000.00	177,809,459.69	177,809,459.69	172,898,872.88	172,898,872.88	-	612,206,540.31	4,840,586.81	70,000.00
MOOE	5020000000	122,437,000.00	-	122,437,000.00	122,437,000.00	-	-	-	122,437,000.00	25,406,726.78	25,406,726.78	10,084,470.42	10,084,470.42	-	97,030,273.22	11,253,831.44	4,068,424.92
CO	5060000000	-	-	-	-	-	-	-	-	-	-	-	-	-	-	-	-
Enterprise Development and Economic Support	330100100003000	237,073,000.00	-	237,073,000.00	237,073,000.00	-	(3,216,820.00)	3,216,820.00	237,073,000.00	25,702,027.38	25,702,027.38	9,162,438.16	9,162,438.16	-	211,370,972.62	11,845,789.36	4,693,799.86
PS	5010000000	-	-	-	-	-	-	-	-	-	-	-	-	-	-	-	-
MOOE	5020000000	237,073,000.00	-	237,073,000.00	237,073,000.00	-	(3,216,820.00)	3,216,820.00	237,073,000.00	25,702,027.38	25,702,027.38	9,162,438.16	9,162,438.16	-	211,370,972.62	11,845,789.36	4,693,799.86
CO	5060000000	-	-	-	-	-	-	-	-	-	-	-	-	-	-	-	-
Climate Resilient Farm Productivity Support	330100100004000	434,071,000.00	-	434,071,000.00	434,071,000.00	-	-	-	434,071,000.00	125,822,420.55	125,822,420.55	19,158,610.12	19,158,610.12	-	308,248,579.45	92,242,405.57	14,421,404.86
PS	5010000000	-	-	-	-	-	-	-	-	-	-	-	-	-	-	-	-
MOOE	5020000000	434,071,000.00	-	434,071,000.00	434,071,000.00	-	-	-	434,071,000.00	125,822,420.55	125,822,420.55	19,158,610.12	19,158,610.12	-	308,248,579.45	92,242,405.57	14,421,404.86
CO	5060000000	-	-	-	-	-	-	-	-	-	-	-	-	-	-	-	-
AR Beneficiaries Development and Sustainability Program (ARBDSP)	3301000000000000	1,734,515,000.00	-	1,734,515,000.00	1,734,515,000.00	-	(3,216,820.00)	3,216,820.00	1,734,515,000.00	393,967,028.11	393,967,028.11	233,662,380.54	233,662,380.54	-	1,340,547,971.89	128,801,099.56	31,503,548.01
PS	5010000000	836,671,000.00	-	836,671,000.00	836,671,000.00	-	-	-	836,671,000.00	191,267,862.65	191,267,862.65	183,433,154.12	183,433,154.12	-	645,403,137.35	7,764,708.53	70,000.00
MOOE	5020000000	897,844,000.00	-	897,844,000.00	897,844,000.00	-	(3,216,820.00)	3,216,820.00	897,844,000.00	202,699,165.46	202,699,165.46	50,229,226.42	50,229,226.42	-	695,144,834.54	121,036,391.03	31,433,548.01
CO	5060000000	-	-	-	-	-	-	-	-	-	-	-	-	-	-	-	-
Sub-total OPERATIONS	3000000000000000	5,461,001,000.00	-	5,461,001,000.00	5,454,217,000.00	-	(3,866,620.00)	3,866,620.00	5,454,217,000.00	1,218,655,952.86	1,218,655,952.86	964,520,906.30	964,520,906.30	6,784,000.00	4,235,561,047.14	195,877,904.76	58,257,141.80
PS	5010000000	3,811,936,000.00	-	3,811,936,000.00	3,811,936,000.00	-	-	-	3,811,936,000.00	895,418,209.40	895,418,209.40	857,610,466.55	857,610,466.55	-	2,916,517,790.60	37,675,742.85	132,000.00
MOOE	5020000000	1,649,065,000.00	-	1,649,065,000.00	1,642,281,000.00	-	(3,866,620.00)	3,866,620.00	1,642,281,000.00	323,237,743.46	323,237,743.46	106,910,439.75	106,910,439.75	6,784,000.00	1,319,043,256.54	158,202,161.91	58,125,141.80
CO	5060000000	-	-	-	-	-	-	-	-	-	-	-	-	-	-	-	-

DEPARTMENT OF AGRARIAN REFORM
STATEMENT OF APPROPRIATIONS, ALLOTMENTS, OBLIGATIONS, DISBURSEMENTS AND BALANCES
As at the Quarter Ending March 31, 2025

Department	: DEPARTMENT OF AGRARIAN REFORM
Agency/Entity	: OFFICE OF THE SECRETARY
Operating Unit	: CONSOLIDATED
Organization Code (UACS	: 040010000000
Funding Cluster	: 01 - Regular Agency Fund

FAR No. 1
X X X X X

Current Year Appropriations
Supplemental Appropriations
Continuing Appropriations





FINAL

Particulars		C O N S O L I D A T I O N															
		Appropriations			Allotments					Obligations		Disbursements		Balances			
		Authorized Appropriations	Adjustments (Transfer (To)/From, Modifications/Augmentations)	Adjusted Appropriations	Allotments Received	Adjustments (Reductions, Modifications/Augmentations)	Transfer To	Transfer From	Adjusted Allotments	1st Quarter March 31	TOTAL	1st Quarter March 31	TOTAL	Unreleased Appropriations	Unobligated Allotments	Unpaid Obligations (15-20) = (23+24)	
																Due and Demandable	Not Yet Due and Demandable
1	2	3	4	5=(3+4)	6	7	8	9	10=[(6+(-)7)-8+9]	11	15=(11+12+13+14)	16	20=(16+17+18+19)	21=(5-10)	22=(10-15)	23	24
TOTAL PROGRAMS		9,361,927,000.00	-	9,361,927,000.00	9,355,143,000.00	(0.00)	(40,065,645.96)	40,065,645.96	9,355,143,000.00	1,952,768,511.37	1,952,768,511.37	1,418,197,248.77	1,418,197,248.77	6,784,000.00	7,402,374,488.63	353,713,235.25	180,858,027.35
PS	5010000000	5,265,033,000.00	-	5,265,033,000.00	5,265,033,000.00	-	(19,537,065.96)	19,537,065.96	5,265,033,000.00	1,191,496,924.20	1,191,496,924.20	1,103,379,092.64	1,103,379,092.64	-	4,073,536,075.80	87,967,831.56	150,000.00
MOOE	5020000000	3,900,368,000.00	-	3,900,368,000.00	3,893,584,000.00	(0.00)	(20,528,580.00)	20,528,580.00	3,893,584,000.00	759,178,658.17	759,178,658.17	314,378,106.13	314,378,106.13	6,784,000.00	3,134,405,341.83	265,745,403.69	179,055,148.35
CO	5060000000	196,526,000.00	-	196,526,000.00	196,526,000.00	-	-	-	196,526,000.00	2,092,929.00	2,092,929.00	440,050.00	440,050.00	-	194,433,071.00	-	1,652,879.00
TOTAL AGENCY SPECIFIC BUDGET		9,361,927,000.00	-	9,361,927,000.00	9,355,143,000.00	(0.00)	(40,065,645.96)	40,065,645.96	9,355,143,000.00	1,952,768,511.37	1,952,768,511.37	1,418,197,248.77	1,418,197,248.77	6,784,000.00	7,402,374,488.63	353,713,235.25	180,858,027.35
PS	5010000000	5,265,033,000.00	-	5,265,033,000.00	5,265,033,000.00	-	(19,537,065.96)	19,537,065.96	5,265,033,000.00	1,191,496,924.20	1,191,496,924.20	1,103,379,092.64	1,103,379,092.64	-	4,073,536,075.80	87,967,831.56	150,000.00
MOOE	5020000000	3,900,368,000.00	-	3,900,368,000.00	3,893,584,000.00	(0.00)	(20,528,580.00)	20,528,580.00	3,893,584,000.00	759,178,658.17	759,178,658.17	314,378,106.13	314,378,106.13	6,784,000.00	3,134,405,341.83	265,745,403.69	179,055,148.35
CO	5060000000	196,526,000.00	-	196,526,000.00	196,526,000.00	-	-	-	196,526,000.00	2,092,929.00	2,092,929.00	440,050.00	440,050.00	-	194,433,071.00	-	1,652,879.00
II. AUTOMATIC APPROPRIATIONS	01104102	456,606,000.00	44,593,000.00	501,199,000.00	501,199,000.00	-	(39,905,751.20)	39,905,751.20	501,199,000.00	113,499,881.64	113,499,881.64	107,690,551.13	107,690,551.13	-	387,699,118.36	5,809,330.51	-
Retirement and Life Insurance Premiums	5010301000	456,606,000.00	44,593,000.00	501,199,000.00	501,199,000.00	-	(39,905,751.20)	39,905,751.20	501,199,000.00	113,499,881.64	113,499,881.64	107,690,551.13	107,690,551.13	-	387,699,118.36	5,809,330.51	-
General Administrative and Support		65,482,000.00	44,593,000.00	110,075,000.00	110,075,000.00	-	(39,905,751.20)	39,905,751.20	110,075,000.00	12,898,855.29	12,898,855.29	12,758,375.82	12,758,375.82	-	97,176,144.71	140,479.47	-
General Management and Supervision	100000100001000	65,482,000.00	44,593,000.00	110,075,000.00	110,075,000.00	-	(39,905,751.20)	39,905,751.20	110,075,000.00	12,898,855.29	12,898,855.29	12,758,375.82	12,758,375.82	-	97,176,144.71	140,479.47	-
Administration of Personnel Benefits	100000100002000	-	-	-	-	-	-	-	-	-	-	-	-	-	-	-	-
Support to Operations		51,893,000.00	-	51,893,000.00	51,893,000.00	-	-	-	51,893,000.00	13,236,531.91	13,236,531.91	12,351,630.73	12,351,630.73	-	38,656,468.09	884,901.18	-
Policy Formulation, Planning, Monitoring and Evaluation, Information Management and Systems Development	200000100001000	50,376,000.00	-	50,376,000.00	50,376,000.00	-	-	-	50,376,000.00	12,942,123.56	12,942,123.56	12,057,222.38	12,057,222.38	-	37,433,876.44	884,901.18	-
Agrarian Reform Information and Education	200000100002000	1,517,000.00	-	1,517,000.00	1,517,000.00	-	-	-	1,517,000.00	294,408.35	294,408.35	294,408.35	294,408.35	-	1,222,591.65	-	-
Operations		339,231,000.00	-	339,231,000.00	339,231,000.00	-	-	-	339,231,000.00	87,364,494.44	87,364,494.44	82,580,544.58	82,580,544.58	-	251,866,505.56	4,783,949.86	-
Land Tenure Security Program (LTSP)	3101000000000000	217,071,000.00	-	217,071,000.00	217,071,000.00	-	-	-	217,071,000.00	55,461,641.29	55,461,641.29	52,448,860.78	52,448,860.78	-	161,609,358.71	3,012,780.51	-
Land Acquisition and Distribution (LAD)	310100100001000	212,661,000.00	-	212,661,000.00	212,661,000.00	-	-	-	212,661,000.00	54,571,903.38	54,571,903.38	51,559,122.87	51,559,122.87	-	158,089,096.62	3,012,780.51	-
Non - Land Transfer Activities	310100100002000	-	-	-	-	-	-	-	-	-	-	-	-	-	-	-	-
Landowner's Compensation by LBP	310100100003000	-	-	-	-	-	-	-	-	-	-	-	-	-	-	-	-
Post - Land Distribution	310100100004000	-	-	-	-	-	-	-	-	-	-	-	-	-	-	-	-
Supervision and Management of Processes Relative to Land Tenure Security Program	310100100005000	4,410,000.00	-	4,410,000.00	4,410,000.00	-	-	-	4,410,000.00	889,737.91	889,737.91	889,737.91	889,737.91	-	3,520,262.09	0.00	-
Agrarian Justice Delivery Program (AJDP)	3201000000000000	46,087,000.00	-	46,087,000.00	46,087,000.00	-	-	-	46,087,000.00	13,101,033.95	13,101,033.95	12,417,169.51	12,417,169.51	-	32,985,966.05	683,864.44	-
Supervision and Management for Effective Delivery of Legal Services and Adjudication of Agrarian Cases	320100100001000	3,436,000.00	-	3,436,000.00	3,436,000.00	-	-	-	3,436,000.00	762,211.22	762,211.22	762,211.22	762,211.22	-	2,673,788.78	-	-
Adjudication of Agrarian Reform Cases	320100100002000	8,482,000.00	-	8,482,000.00	8,482,000.00	-	-	-	8,482,000.00	2,353,592.47	2,353,592.47	2,222,529.80	2,222,529.80	-	6,128,407.53	131,062.67	-
Resolution of Agrarian Law of Implementation Cases	320100100003000	-	-	-	-	-	-	-	-	-	-	-	-	-	-	-	-
Provision of Agrarian Legal Assistance	320100100004000	34,169,000.00	-	34,169,000.00	34,169,000.00	-	-	-	34,169,000.00	9,985,230.26	9,985,230.26	9,432,428.49	9,432,428.49	-	24,183,769.74	552,801.77	-
AR Beneficiaries Development and Sustainability Program (ARBDSP)	3301000000000000	76,073,000.00	-	76,073,000.00	76,073,000.00	-	-	-	76,073,000.00	18,801,819.20	18,801,819.20	17,714,514.29	17,714,514.29	-	57,271,180.80	1,087,304.91	-
Supervision and Management for Effective Delivery of Support Services	330100100001000	4,321,000.00	-	4,321,000.00	4,321,000.00	-	-	-	4,321,000.00	1,091,384.96	1,091,384.96	1,084,297.32	1,084,297.32	-	3,229,615.04	7,087.64	-
Social Infrastructure Building (SIB)	330100100002000	71,752,000.00	-	71,752,000.00	71,752,000.00	-	-	-	71,752,000.00	17,710,434.24	17,710,434.24	16,630,216.97	16,630,216.97	-	54,041,565.76	1,080,217.27	-
Enterprise Development and Economic Support	330100100003000	-	-	-	-	-	-	-	-	-	-	-	-	-	-	-	-
Climate Resilient Farm Productivity Support	330100100004000	-	-	-	-	-	-	-	-	-	-	-	-	-	-	-	-
III. SPECIAL PURPOSE FUND		-	456,893,016.00	456,893,016.00	-	456,893,016.00	(380,835,972.00)	380,835,972.00	456,893,016.00	45,672,461.32	45,672,461.32	40,839,717.30	40,839,717.30	-	411,220,554.68	4,832,744.02	-
Miscellaneous Personnel Benefits Fund	01101406	-	442,601,000.00	442,601,000.00	-	442,601,000.00	(378,105,000.00)	378,105,000.00	442,601,000.00	32,468,731.21	32,468,731.21	27,635,987.19	27,635,987.19	-	410,132,268.79	4,832,744.02	-
Personnel Services		-	442,601,000.00	442,601,000.00	-	442,601,000.00	(378,105,000.00)	378,105,000.00	442,601,000.00	32,468,731.21	32,468,731.21	27,635,987.19	27,635,987.19	-	410,132,268.79	4,832,744.02	-
MOOE (Legal Defense Fund)		-	-	-	-	-	-	-	-	-	-	-	-	-	-	-	-
Pension and Gratuity Fund	01101407	-	14,292,016.00	14,292,016.00	-	14,292,016.00	(2,730,972.00)	2,730,972.00	14,292,016.00	13,203,730.11	13,203,730.11	13,203,730.11	13,203,730.11	-	1,088,285.89	-	-
Unprogrammed Appropriations		-	-	-	-	-	-	-	-	-	-	-	-	-	-	-	-
For Payment of Personnel Benefits	01105462	-	-	-	-	-	-	-	-	-	-	-	-	-	-	-	-
Pension and Gratuity Fund	01105463	-	-	-	-	-	-	-	-	-	-	-	-	-	-	-	-

DEPARTMENT OF AGRARIAN REFORM
STATEMENT OF APPROPRIATIONS, ALLOTMENTS, OBLIGATIONS, DISBURSEMENTS AND BALANCES
As at the Quarter Ending March 31, 2025

Department : DEPARTMENT OF AGRARIAN REFORM
Agency/Entity : OFFICE OF THE SECRETARY
Operating Unit : CONSOLIDATED
Organization Code (UACS) : 040010000000
Funding Cluster : 01 - Regular Agency Fund

FAR No. 1
X X X X X Current Year Appropriations
Supplemental Appropriations
Continuing Appropriations

FINAL																	
Particulars		C O N S O L I D A T I O N															
		Appropriations			Allotments					Obligations		Disbursements		Balances			
		Authorized Appropriations	Adjustments (Transfer To)/From, Modifications/Augmentations)	Adjusted Appropriations	Allotments Received	Adjustments (Reductions, Modifications/Augmentations)	Transfer To	Transfer From	Adjusted Allotments	1st Quarter	TOTAL	1st Quarter	TOTAL	Unreleased Appropriations	Unobligated Allotments	Unpaid Obligations (15-20) = (23+24)	
										March 31		March 31				Due and Demandable	Not Yet Due and Demandable
1	2	3	4	5=(3+4)	6	7	8	9	10=[(6+(-)-7)-8+9]	11	15=[(11+12+13+14)	16	20=[(16+17+18+19)	21=[(5-10)	22=[(10-15)	23	24
GRAND TOTAL		9,818,533,000.00	501,486,016.00	10,320,019,016.00	9,856,342,000.00	456,893,016.00	(460,807,369.16)	460,807,369.16	10,313,235,016.00	2,111,940,854.33	2,111,940,854.33	1,566,727,517.20	1,566,727,517.20	6,784,000.00	8,201,294,161.67	364,355,309.78	180,858,027.35
PS		5,721,639,000.00	501,486,016.00	6,223,125,016.00	5,766,232,000.00	456,893,016.00	(440,278,789.16)	440,278,789.16	6,223,125,016.00	1,350,669,267.16	1,350,669,267.16	1,251,909,361.07	1,251,909,361.07	-	4,872,455,748.84	98,809,906.09	150,000.00
MOOE		3,900,368,000.00	-	3,900,368,000.00	3,893,584,000.00	(0.00)	(20,528,580.00)	20,528,580.00	3,893,584,000.00	759,178,658.17	759,178,658.17	314,378,106.13	314,378,106.13	6,784,000.00	3,134,405,341.83	265,745,403.69	179,055,148.35
CO		196,526,000.00	-	196,526,000.00	196,526,000.00	-	-	-	196,526,000.00	2,092,929.00	2,092,929.00	440,050.00	440,050.00	-	194,433,071.00	-	1,652,879.00
Recapitulation:		9,818,533,000.00	501,486,016.00	10,320,019,016.00	9,856,342,000.00	456,893,016.00	(460,807,369.16)	460,807,369.16	10,313,235,016.00	2,111,940,854.33	2,111,940,854.33	1,566,727,517.20	1,566,727,517.20	6,784,000.00	8,201,294,161.67	364,355,309.78	180,858,027.35
GAS		2,243,928,000.00	-	2,243,928,000.00	2,243,928,000.00	(0.00)	(26,281,160.96)	26,281,160.96	2,243,928,000.00	536,809,205.39	536,809,205.39	293,344,802.04	293,344,802.04	-	1,707,118,794.61	137,629,207.84	105,835,195.51
STO		1,656,998,000.00	-	1,656,998,000.00	1,656,998,000.00	-	(9,917,865.00)	9,917,865.00	1,656,998,000.00	197,303,353.12	197,303,353.12	160,331,540.43	160,331,540.43	-	1,459,694,646.88	20,206,122.65	16,765,690.04
LTSP		2,812,854,000.00	-	2,812,854,000.00	2,806,070,000.00	-	(204,800.00)	204,800.00	2,806,070,000.00	620,002,424.04	620,002,424.04	569,486,404.44	569,486,404.44	6,784,000.00	2,186,067,575.96	41,194,360.33	9,321,659.27
AJDP		913,632,000.00	-	913,632,000.00	913,632,000.00	-	(445,000.00)	445,000.00	913,632,000.00	204,686,500.71	204,686,500.71	161,372,121.32	161,372,121.32	-	708,945,499.29	25,882,444.87	17,431,934.52
ARBDSP		1,734,515,000.00	-	1,734,515,000.00	1,734,515,000.00	-	(3,216,820.00)	3,216,820.00	1,734,515,000.00	393,967,028.11	393,967,028.11	233,662,380.54	233,662,380.54	-	1,340,547,971.89	128,801,099.56	31,503,548.01
Automatic Appropriations		456,606,000.00	44,593,000.00	501,199,000.00	501,199,000.00	-	(39,905,751.20)	39,905,751.20	501,199,000.00	113,499,881.64	113,499,881.64	107,690,551.13	107,690,551.13	-	387,699,118.36	5,809,330.51	-
Special Purpose Fund		-	456,893,016.00	456,893,016.00	-	456,893,016.00	(380,835,972.00)	380,835,972.00	456,893,016.00	45,672,461.32	45,672,461.32	40,839,717.30	40,839,717.30	-	411,220,554.68	4,832,744.02	-
Certified Correct:		Certified Correct:				Recommending Approval:				Approved By:							
 ATTY. MERCEDES S. BORONGAN OIC - CAO, Budget Division Date:		 ONOFRE V. VALDEZ Chief, Accounting Division Date:				 DENNIS G. RAMOS Director IV, FMS Date:				 LANI C. DE LEON Under Secretary, FMAO Date:							